

## Statistics Qualifying Exam

8am-12pm, Thursday, June 18, 2009

Name :

1. Suppose  $(X_1, X_2)$  have the joint pdf,  $f_{X_1, X_2}(x_1, x_2) = 1, 0 < x_1, x_2 < 1; 0$ , elsewhere. Suppose  $Y_1 = X_1 + X_2$  and  $Y_2 = X_1 - X_2$ .

- (a) Find the joint pdf of  $(Y_1, Y_2)$ .  
(b) Find the marginal pdfs of  $Y_1$  and  $Y_2$ .

2. Show that if  $X_n$  converges to  $X$  in distribution and  $Y_n$  converges in probability to 0. Then  $X_n + Y_n$  converges to  $X$  in distribution.

3. Let  $X$  be a random variable with moment generating function  $M_X(t)$ ,  $-h < t < h$ . Prove that:

(a)

$$P(X \geq a) \leq e^{-at} M_X(t), 0 < t < h.$$

(b)

$$P(X \leq a) \leq e^{-at} M_X(t), -h < t < 0.$$

4. Two independent observations  $X_1$  and  $X_2$  are available from a Poisson( $\lambda$ ) distribution. For testing  $H_0: \lambda = 4$  v.s.  $H_1: \lambda = 6$ ,

- (a) Find the Type I error probability of the test that rejects  $H_0$  when  $X_1 + X_2 > 6$ .  
(b) Find the Type I error prob. that rejects  $H_0$  when both  $X_1$  and  $X_2$  are larger than 4.  
(c) Find the power of the test that rejects  $H_0$  if  $X_1 + X_2 > 6$  and also rejects  $H_0$  with probability 0.5 if  $X_1 + X_2 = 6$ .

5. Let  $X_1, \dots, X_n$  be i.i.d. uniform(0,1), so  $f_X(x) = 1$  for  $x \in (0, 1)$  and  $F_X(x) = x$  for  $x \in (0, 1)$ . Let  $Y_1 \leq Y_2 \leq \dots \leq Y_n$  be the order statistics of  $X_1, \dots, X_n$ .

- (a) Find the pdf of  $Y_n$  and also find  $E(Y_n)$  and  $Var(Y_n)$ .  
(b) Show that  $Y_n$  is a sufficient statistic of  $\theta$ .  
(c) It is well known that the distribution of  $Y_n$  belongs to a complete family. Find the minimum variance unbiased estimator (MVUE) of  $\theta$ .

6. The following data represent the running times of films produced by 2-motion-picture companies:

Company	Time (minutes)
1	86, 79, 85, 83, 82
2	81, 165, 97, 134, 92, 87, 124

Use the SAS output below to test the hypothesis that two average running times of films are equal. Use  $\alpha = .05$  and assume the distributions of times to be approximately normal. Use  $\alpha = .05$ .

The TTEST Procedure

company	N	Mean	SD
1	5	83	2.7386
2	7	111.43	30.675

variances	DF	t Value	Pr >  t
Equal	10	-2.04	.0689
Unequal	6.13	-2.44	.0497

7. For two-way ANOVA model with unequal sample size, we know that their type I and type III sum of squares are not the same. This is due to the fact that Type I SS weights each observation equally, while Type III SS weights each treatment equally.

Consider the bone data set where factor  $A$  is gender,  $a = 2$  levels: male, female; and factor  $B$  is bone development,  $b = 3$  levels: severely, moderately, or mildly depressed. The sample sizes are 4, 2, 1 for male and 1, 3, 4 for female. We use a contrast to see what is being calculated for type I and type III SS. Use the following model:

$$Y_{ijk} = \mu + \alpha_i + \beta_j + (\alpha\beta)_{ij} + \epsilon_{ijk}.$$

- (a) What are the type I and type III contrast statements (in SAS) for gender effect, the hypothesis is  $H_0 : \mu_{male} = \mu_{female}$ .
- (b) Find the type I and type III contrasts for bone effect,  $H_0 : (\mu_{severe} + \mu_{moderate})/2 = \mu_{mild}$ .

8. The electric power consumed each month by a chemical plant is thought to be related to the average ambient temperature  $X_1$ , the number of days in the month  $X_2$ , the average product purity  $X_3$ , and the tons of product produced  $X_4$ . The past year's historical data are available. Consider all 4 variables as covariates in the multiple regression model with normal errors. Use the following information, with  $n = 12$ .

Analysis of Variance

Source	DF	Sum of Squares	Mean Square	F Value	Pr > F
Model		4957.24074			
Error					
Corrected Total		6656.25000			

Parameter Estimates

Variable	Parameter DF	Standard Estimate	Error	t Value	Pr >  t
Intercept	1	-102.71324	207.85885	-0.49	0.6363
x1	1	0.60537	0.36890	1.64	0.1448
x2	1	8.92364	5.30052	1.68	0.1361
x3	1	1.43746	2.39162	0.60	0.5668
x4	1	0.01361	0.73382	0.02	0.9857

Number in Model	R-Square	C(p)	AIC	MSE	SSE	Variables in Model
1	0.6446	1.7471	67.4074	236.57679	2365.76786	x2
1	0.5647	3.9371	69.8397	289.73308	2897.33079	x1
1	0.0024	19.3586	79.7922	664.03676	6640.36765	x3
1	0.0001	19.4218	79.8198	665.56870	6655.68695	x4
2	0.7314	1.3665	66.0471	198.66239	1787.96148	x1 x2
2	0.6463	3.6989	69.3479	261.56262	2354.06360	x2 x3
2	0.6447	3.7437	69.4032	262.77130	2364.94169	x2 x4
2	0.6412	3.8385	69.5194	265.32872	2387.95845	x1 x3
2	0.5648	5.9352	71.8377	321.87210	2896.84886	x1 x4
2	0.0026	21.3539	81.7901	737.69185	6639.22662	x3 x4
3	0.7447	3.0003	67.4353	212.38659	1699.09274	x1 x2 x3
3	0.7316	3.3612	68.0386	223.33621	1786.68970	x1 x2 x4
3	0.6466	5.6930	71.3406	294.07956	2352.63647	x2 x3 x4
3	0.6414	5.8343	71.5143	298.36753	2386.94025	x1 x3 x4
4	0.7447	5.0000	69.4347	242.71561	1699.00926	x1 x2 x3 x4

- (a) Find the fitted regression model of  $Y_i = \beta_0 + \beta_1 X_{1i} + \beta_2 X_{2i} + \beta_3 X_{3i} + \beta_4 X_{4i} + \epsilon_i$  and complete the ANOVA table.
- (b) Predict power consumption for a month when  $X_1 = 75$ ,  $X_2 = 24$ ,  $X_3 = 90$ , and  $X_4 = 98$ .
- (c) Test the hypothesis  $H_0 : \beta_1 = \beta_3 = 0$  v.s.  $H_1 : \text{not } H_0$ .
- (d) Perform a stepwise regression using a  $\alpha = .05$  level of significance for entering and staying.

9. The effect of cultural background on group decision making was studied by an experiment. Sixteen teams of students were formed and assigned a task. One of response variables was the number of group interactions prior to the final group decision. Eight teams considered of foreign students, eight of U.S. students. Half of the teams consisted of eight members, the other half of four members. Two foreign observers were used for the foreign teams, and two U.S. observers for the U.S. teams. Thus the design may be represented as follows:

	U.S. Teams (i=1)		Foreign Teams (i=2)	
	Observer 1 (k=1)	Observer 2 (k=2)	Observer 3 (k=1)	Observer 4 (k=2)
4 members (j=1)	replication 1 replication 2	replication 1 replication 2	replication 1 replication 2	replication 1 replication 2
8 members (j=2)	replication 1 replication 2	replication 1 replication 2	replication 1 replication 2	replication 1 replication 2

The appropriate model is:

$$Y_{ijkm} = \mu + \alpha_i + \beta_j + \gamma_{k(i)} + (\alpha\beta)_{ij} + (\beta\gamma)_{jk(i)} + \epsilon_{ijkm}$$

where:

$\mu$  is an overall constant,

$\alpha_i$  are the fixed nationality effects,

$\beta_j$  are the fixed team size effects,

$\gamma_{k(i)}$  are the random observer (within nationality) effects,

$(\alpha\beta)_{ij}$  are the nationality-team size interaction effects.

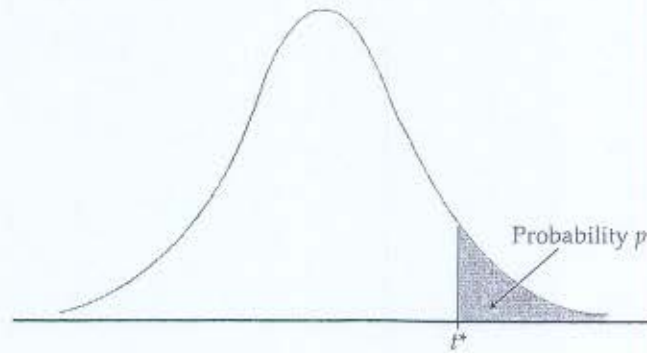
$(\beta\gamma)_{jk(i)}$  are the team size-observer interaction (within nationality) effects and

$\epsilon_{ijkm}$  are random error terms.

- Write down the appropriate model assumptions (constraints and distributional assumptions) for this model.
- Write down the ANOVA table including the explicit form of sum of squares, degrees of freedom (df) and Expected Mean squares (EMS).
- To test whether or not each effect is significantly different, state the appropriate hypotheses and the corresponding  $F$  statistics.



Table entry for  $p$  and  $C$  is the critical value  $t^*$  with probability  $p$  lying to its right and probability  $C$  lying between  $-t^*$  and  $t^*$ .

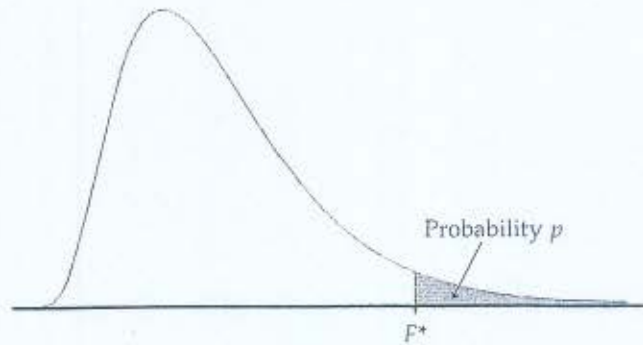


**TABLE D**

**t distribution critical values**

df	Upper-tail probability $p$											
	.25	.20	.15	.10	.05	.025	.02	.01	.005	.0025	.001	.0005
1	1.000	1.376	1.963	3.078	6.314	12.71	15.89	31.82	63.66	127.3	318.3	636.6
2	0.816	1.061	1.386	1.886	2.920	4.303	4.849	6.965	9.925	14.09	22.33	31.60
3	0.765	0.978	1.250	1.638	2.353	3.182	3.482	4.541	5.841	7.453	10.21	12.92
4	0.741	0.941	1.190	1.533	2.132	2.776	2.999	3.747	4.604	5.598	7.173	8.610
5	0.727	0.920	1.156	1.476	2.015	2.571	2.757	3.365	4.032	4.773	5.893	6.869
6	0.718	0.906	1.134	1.440	1.943	2.447	2.612	3.143	3.707	4.317	5.208	5.959
7	0.711	0.896	1.119	1.415	1.895	2.365	2.517	2.998	3.499	4.029	4.785	5.408
8	0.706	0.889	1.108	1.397	1.860	2.306	2.449	2.896	3.355	3.833	4.501	5.041
9	0.703	0.883	1.100	1.383	1.833	2.262	2.398	2.821	3.250	3.690	4.297	4.781
10	0.700	0.879	1.093	1.372	1.812	2.228	2.359	2.764	3.169	3.581	4.144	4.587
11	0.697	0.876	1.088	1.363	1.796	2.201	2.328	2.718	3.106	3.497	4.025	4.437
12	0.695	0.873	1.083	1.356	1.782	2.179	2.303	2.681	3.055	3.428	3.930	4.318
13	0.694	0.870	1.079	1.350	1.771	2.160	2.282	2.650	3.012	3.372	3.852	4.221
14	0.692	0.868	1.076	1.345	1.761	2.145	2.264	2.624	2.977	3.326	3.787	4.140
15	0.691	0.866	1.074	1.341	1.753	2.131	2.249	2.602	2.947	3.286	3.733	4.073
16	0.690	0.865	1.071	1.337	1.746	2.120	2.235	2.583	2.921	3.252	3.686	4.015
17	0.689	0.863	1.069	1.333	1.740	2.110	2.224	2.567	2.898	3.222	3.646	3.965
18	0.688	0.862	1.067	1.330	1.734	2.101	2.214	2.552	2.878	3.197	3.611	3.922
19	0.688	0.861	1.066	1.328	1.729	2.093	2.205	2.539	2.861	3.174	3.579	3.883
20	0.687	0.860	1.064	1.325	1.725	2.086	2.197	2.528	2.845	3.153	3.552	3.850
21	0.686	0.859	1.063	1.323	1.721	2.080	2.189	2.518	2.831	3.135	3.527	3.819
22	0.686	0.858	1.061	1.321	1.717	2.074	2.183	2.508	2.819	3.119	3.505	3.792
23	0.685	0.858	1.060	1.319	1.714	2.069	2.177	2.500	2.807	3.104	3.485	3.768
24	0.685	0.857	1.059	1.318	1.711	2.064	2.172	2.492	2.797	3.091	3.467	3.745
25	0.684	0.856	1.058	1.316	1.708	2.060	2.167	2.485	2.787	3.078	3.450	3.725
26	0.684	0.856	1.058	1.315	1.706	2.056	2.162	2.479	2.779	3.067	3.435	3.707
27	0.684	0.855	1.057	1.314	1.703	2.052	2.158	2.473	2.771	3.057	3.421	3.690
28	0.683	0.855	1.056	1.313	1.701	2.048	2.154	2.467	2.763	3.047	3.408	3.674
29	0.683	0.854	1.055	1.311	1.699	2.045	2.150	2.462	2.756	3.038	3.396	3.659
30	0.683	0.854	1.055	1.310	1.697	2.042	2.147	2.457	2.750	3.030	3.385	3.646
40	0.681	0.851	1.050	1.303	1.684	2.021	2.123	2.423	2.704	2.971	3.307	3.551
50	0.679	0.849	1.047	1.299	1.676	2.009	2.109	2.403	2.678	2.937	3.261	3.496
60	0.679	0.848	1.045	1.296	1.671	2.000	2.099	2.390	2.660	2.915	3.232	3.460
80	0.678	0.846	1.043	1.292	1.664	1.990	2.088	2.374	2.639	2.887	3.195	3.416
100	0.677	0.845	1.042	1.290	1.660	1.984	2.081	2.364	2.626	2.871	3.174	3.390
1000	0.675	0.842	1.037	1.282	1.646	1.962	2.056	2.330	2.581	2.813	3.098	3.300
$z^*$	0.674	0.841	1.036	1.282	1.645	1.960	2.054	2.326	2.576	2.807	3.091	3.291
	50%	60%	70%	80%	90%	95%	96%	98%	99%	99.5%	99.8%	99.9%
	Confidence level $C$											

Table entry for  $p$  is the critical value  $F^*$  with probability  $p$  lying to its right.

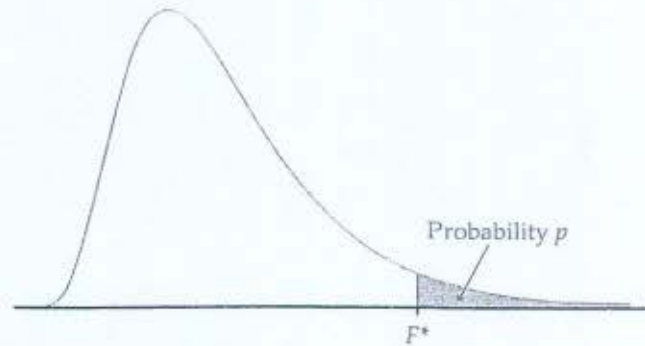


**TABLE E**

F critical values

		Degrees of freedom in the numerator									
$p$		1	2	3	4	5	6	7	8	9	
Degrees of freedom in the denominator	1	.100	39.86	49.50	53.59	55.83	57.24	58.20	58.91	59.44	59.86
		.050	161.45	199.50	215.71	224.58	230.16	233.99	236.77	238.88	240.54
		.025	647.79	799.50	864.16	899.58	921.85	937.11	948.22	956.66	963.28
		.010	4052.2	4999.5	5403.4	5624.6	5763.6	5859.0	5928.4	5981.1	6022.5
		.001	405284	500000	540379	562500	576405	585937	592873	598144	602284
	2	.100	8.53	9.00	9.16	9.24	9.29	9.33	9.35	9.37	9.38
		.050	18.51	19.00	19.16	19.25	19.30	19.33	19.35	19.37	19.38
		.025	38.51	39.00	39.17	39.25	39.30	39.33	39.36	39.37	39.39
		.010	98.50	99.00	99.17	99.25	99.30	99.33	99.36	99.37	99.39
		.001	998.50	999.00	999.17	999.25	999.30	999.33	999.36	999.37	999.39
	3	.100	5.54	5.46	5.39	5.34	5.31	5.28	5.27	5.25	5.24
		.050	10.13	9.55	9.28	9.12	9.01	8.94	8.89	8.85	8.81
		.025	17.44	16.04	15.44	15.10	14.88	14.73	14.62	14.54	14.47
		.010	34.12	30.82	29.46	28.71	28.24	27.91	27.67	27.49	27.35
		.001	167.03	148.50	141.11	137.10	134.58	132.85	131.58	130.62	129.86
	4	.100	4.54	4.32	4.19	4.11	4.05	4.01	3.98	3.95	3.94
		.050	7.71	6.94	6.59	6.39	6.26	6.16	6.09	6.04	6.00
		.025	12.22	10.65	9.98	9.60	9.36	9.20	9.07	8.98	8.90
		.010	21.20	18.00	16.69	15.98	15.52	15.21	14.98	14.80	14.66
		.001	74.14	61.25	56.18	53.44	51.71	50.53	49.66	49.00	48.47
5	.100	4.06	3.78	3.62	3.52	3.45	3.40	3.37	3.34	3.32	
	.050	6.61	5.79	5.41	5.19	5.05	4.95	4.88	4.82	4.77	
	.025	10.01	8.43	7.76	7.39	7.15	6.98	6.85	6.76	6.68	
	.010	16.26	13.27	12.06	11.39	10.97	10.67	10.46	10.29	10.16	
	.001	47.18	37.12	33.20	31.09	29.75	28.83	28.16	27.65	27.24	
6	.100	3.78	3.46	3.29	3.18	3.11	3.05	3.01	2.98	2.96	
	.050	5.99	5.14	4.76	4.53	4.39	4.28	4.21	4.15	4.10	
	.025	8.81	7.26	6.60	6.23	5.99	5.82	5.70	5.60	5.52	
	.010	13.75	10.92	9.78	9.15	8.75	8.47	8.26	8.10	7.98	
	.001	35.51	27.00	23.70	21.92	20.80	20.03	19.46	19.03	18.69	
7	.100	3.59	3.26	3.07	2.96	2.88	2.83	2.78	2.75	2.72	
	.050	5.59	4.74	4.35	4.12	3.97	3.87	3.79	3.73	3.68	
	.025	8.07	6.54	5.89	5.52	5.29	5.12	4.99	4.90	4.82	
	.010	12.25	9.55	8.45	7.85	7.46	7.19	6.99	6.84	6.72	
	.001	29.25	21.69	18.77	17.20	16.21	15.52	15.02	14.63	14.33	

Table entry for  $p$  is the critical value  $F^*$  with probability  $p$  lying to its right.



**TABLE E**

*F* critical values (continued)

Degrees of freedom in the numerator										
10	12	15	20	25	30	40	50	60	120	1000
60.19	60.71	61.22	61.74	62.05	62.26	62.53	62.69	62.79	63.06	63.30
241.88	243.91	245.95	248.01	249.26	250.10	251.14	251.77	252.20	253.25	254.19
968.63	976.71	984.87	993.10	998.08	1001.4	1005.6	1008.1	1009.8	1014.0	1017.7
6055.8	6106.3	6157.3	6208.7	6239.8	6260.6	6286.8	6302.5	6313.0	6339.4	6362.7
605621	610668	615764	620908	624017	626099	628712	630285	631337	633972	636301
9.39	9.41	9.42	9.44	9.45	9.46	9.47	9.47	9.47	9.48	9.49
19.40	19.41	19.43	19.45	19.46	19.46	19.47	19.48	19.48	19.49	19.49
39.40	39.41	39.43	39.45	39.46	39.46	39.47	39.48	39.48	39.49	39.50
99.40	99.42	99.43	99.45	99.46	99.47	99.47	99.48	99.48	99.49	99.50
999.40	999.42	999.43	999.45	999.46	999.47	999.47	999.48	999.48	999.49	999.50
5.23	5.22	5.20	5.18	5.17	5.17	5.16	5.15	5.15	5.14	5.13
8.79	8.74	8.70	8.66	8.63	8.62	8.59	8.58	8.57	8.55	8.53
14.42	14.34	14.25	14.17	14.12	14.08	14.04	14.01	13.99	13.95	13.91
27.23	27.05	26.87	26.69	26.58	26.50	26.41	26.35	26.32	26.22	26.14
129.25	128.32	127.37	126.42	125.84	125.45	124.96	124.66	124.47	123.97	123.53
3.92	3.90	3.87	3.84	3.83	3.82	3.80	3.80	3.79	3.78	3.76
5.96	5.91	5.86	5.80	5.77	5.75	5.72	5.70	5.69	5.66	5.63
8.84	8.75	8.66	8.56	8.50	8.46	8.41	8.38	8.36	8.31	8.26
14.55	14.37	14.20	14.02	13.91	13.84	13.75	13.69	13.65	13.56	13.47
48.05	47.41	46.76	46.10	45.70	45.43	45.09	44.88	44.75	44.40	44.09
3.30	3.27	3.24	3.21	3.19	3.17	3.16	3.15	3.14	3.12	3.11
4.74	4.68	4.62	4.56	4.52	4.50	4.46	4.44	4.43	4.40	4.37
6.62	6.52	6.43	6.33	6.27	6.23	6.18	6.14	6.12	6.07	6.02
10.05	9.89	9.72	9.55	9.45	9.38	9.29	9.24	9.20	9.11	9.03
26.92	26.42	25.91	25.39	25.08	24.87	24.60	24.44	24.33	24.06	23.82
2.94	2.90	2.87	2.84	2.81	2.80	2.78	2.77	2.76	2.74	2.72
4.06	4.00	3.94	3.87	3.83	3.81	3.77	3.75	3.74	3.70	3.67
5.46	5.37	5.27	5.17	5.11	5.07	5.01	4.98	4.96	4.90	4.86
7.87	7.72	7.56	7.40	7.30	7.23	7.14	7.09	7.06	6.97	6.89
18.41	17.99	17.56	17.12	16.85	16.67	16.44	16.31	16.21	15.98	15.77
2.70	2.67	2.63	2.59	2.57	2.56	2.54	2.52	2.51	2.49	2.47
3.64	3.57	3.51	3.44	3.40	3.38	3.34	3.32	3.30	3.27	3.23
4.76	4.67	4.57	4.47	4.40	4.36	4.31	4.28	4.25	4.20	4.15
6.62	6.47	6.31	6.16	6.06	5.99	5.91	5.86	5.82	5.74	5.66
14.08	13.71	13.32	12.93	12.69	12.53	12.33	12.20	12.12	11.91	11.72

(Continued)



TABLE E

F critical values (continued)

		Degrees of freedom in the numerator									
		1	2	3	4	5	6	7	8	9	
Degrees of freedom in the denominator	8	.100	3.46	3.11	2.92	2.81	2.73	2.67	2.62	2.59	2.56
		.050	5.32	4.46	4.07	3.84	3.69	3.58	3.50	3.44	3.39
		.025	7.57	6.06	5.42	5.05	4.82	4.65	4.53	4.43	4.36
		.010	11.26	8.65	7.59	7.01	6.63	6.37	6.18	6.03	5.91
		.001	25.41	18.49	15.83	14.39	13.48	12.86	12.40	12.05	11.77
	9	.100	3.36	3.01	2.81	2.69	2.61	2.55	2.51	2.47	2.44
		.050	5.12	4.26	3.86	3.63	3.48	3.37	3.29	3.23	3.18
		.025	7.21	5.71	5.08	4.72	4.48	4.32	4.20	4.10	4.03
		.010	10.56	8.02	6.99	6.42	6.06	5.80	5.61	5.47	5.35
		.001	22.86	16.39	13.90	12.56	11.71	11.13	10.70	10.37	10.11
	10	.100	3.29	2.92	2.73	2.61	2.52	2.46	2.41	2.38	2.35
		.050	4.96	4.10	3.71	3.48	3.33	3.22	3.14	3.07	3.02
		.025	6.94	5.46	4.83	4.47	4.24	4.07	3.95	3.85	3.78
		.010	10.04	7.56	6.55	5.99	5.64	5.39	5.20	5.06	4.94
		.001	21.04	14.91	12.55	11.28	10.48	9.93	9.52	9.20	8.96
	11	.100	3.23	2.86	2.66	2.54	2.45	2.39	2.34	2.30	2.27
		.050	4.84	3.98	3.59	3.36	3.20	3.09	3.01	2.95	2.90
		.025	6.72	5.26	4.63	4.28	4.04	3.88	3.76	3.66	3.59
		.010	9.65	7.21	6.22	5.67	5.32	5.07	4.89	4.74	4.63
		.001	19.69	13.81	11.56	10.35	9.58	9.05	8.66	8.35	8.12
12	.100	3.18	2.81	2.61	2.48	2.39	2.33	2.28	2.24	2.21	
	.050	4.75	3.89	3.49	3.26	3.11	3.00	2.91	2.85	2.80	
	.025	6.55	5.10	4.47	4.12	3.89	3.73	3.61	3.51	3.44	
	.010	9.33	6.93	5.95	5.41	5.06	4.82	4.64	4.50	4.39	
	.001	18.64	12.97	10.80	9.63	8.89	8.38	8.00	7.71	7.48	
13	.100	3.14	2.76	2.56	2.43	2.35	2.28	2.23	2.20	2.16	
	.050	4.67	3.81	3.41	3.18	3.03	2.92	2.83	2.77	2.71	
	.025	6.41	4.97	4.35	4.00	3.77	3.60	3.48	3.39	3.31	
	.010	9.07	6.70	5.74	5.21	4.86	4.62	4.44	4.30	4.19	
	.001	17.82	12.31	10.21	9.07	8.35	7.86	7.49	7.21	6.98	
14	.100	3.10	2.73	2.52	2.39	2.31	2.24	2.19	2.15	2.12	
	.050	4.60	3.74	3.34	3.11	2.96	2.85	2.76	2.70	2.65	
	.025	6.30	4.86	4.24	3.89	3.66	3.50	3.38	3.29	3.21	
	.010	8.86	6.51	5.56	5.04	4.69	4.46	4.28	4.14	4.03	
	.001	17.14	11.78	9.73	8.62	7.92	7.44	7.08	6.80	6.58	
15	.100	3.07	2.70	2.49	2.36	2.27	2.21	2.16	2.12	2.09	
	.050	4.54	3.68	3.29	3.06	2.90	2.79	2.71	2.64	2.59	
	.025	6.20	4.77	4.15	3.80	3.58	3.41	3.29	3.20	3.12	
	.010	8.68	6.36	5.42	4.89	4.56	4.32	4.14	4.00	3.89	
	.001	16.59	11.34	9.34	8.25	7.57	7.09	6.74	6.47	6.26	
16	.100	3.05	2.67	2.46	2.33	2.24	2.18	2.13	2.09	2.06	
	.050	4.49	3.63	3.24	3.01	2.85	2.74	2.66	2.59	2.54	
	.025	6.12	4.69	4.08	3.73	3.50	3.34	3.22	3.12	3.05	
	.010	8.53	6.23	5.29	4.77	4.44	4.20	4.03	3.89	3.78	
	.001	16.12	10.97	9.01	7.94	7.27	6.80	6.46	6.19	5.98	
17	.100	3.03	2.64	2.44	2.31	2.22	2.15	2.10	2.06	2.03	
	.050	4.45	3.59	3.20	2.96	2.81	2.70	2.61	2.55	2.49	
	.025	6.04	4.62	4.01	3.66	3.44	3.28	3.16	3.06	2.98	
	.010	8.40	6.11	5.19	4.67	4.34	4.10	3.93	3.79	3.68	
	.001	15.72	10.66	8.73	7.68	7.02	6.56	6.22	5.96	5.75	

**TABLE E**

F critical values (continued)

Degrees of freedom in the numerator										
10	12	15	20	25	30	40	50	60	120	1000
2.54	2.50	2.46	2.42	2.40	2.38	2.36	2.35	2.34	2.32	2.30
3.35	3.28	3.22	3.15	3.11	3.08	3.04	3.02	3.01	2.97	2.93
4.30	4.20	4.10	4.00	3.94	3.89	3.84	3.81	3.78	3.73	3.68
5.81	5.67	5.52	5.36	5.26	5.20	5.12	5.07	5.03	4.95	4.87
11.54	11.19	10.84	10.48	10.26	10.11	9.92	9.80	9.73	9.53	9.36
2.42	2.38	2.34	2.30	2.27	2.25	2.23	2.22	2.21	2.18	2.16
3.14	3.07	3.01	2.94	2.89	2.86	2.83	2.80	2.79	2.75	2.71
3.96	3.87	3.77	3.67	3.60	3.56	3.51	3.47	3.45	3.39	3.34
5.26	5.11	4.96	4.81	4.71	4.65	4.57	4.52	4.48	4.40	4.32
9.89	9.57	9.24	8.90	8.69	8.55	8.37	8.26	8.19	8.00	7.84
2.32	2.28	2.24	2.20	2.17	2.16	2.13	2.12	2.11	2.08	2.06
2.98	2.91	2.85	2.77	2.73	2.70	2.66	2.64	2.62	2.58	2.54
3.72	3.62	3.52	3.42	3.35	3.31	3.26	3.22	3.20	3.14	3.09
4.85	4.71	4.56	4.41	4.31	4.25	4.17	4.12	4.08	4.00	3.92
8.75	8.45	8.13	7.80	7.60	7.47	7.30	7.19	7.12	6.94	6.78
2.25	2.21	2.17	2.12	2.10	2.08	2.05	2.04	2.03	2.00	1.98
2.85	2.79	2.72	2.65	2.60	2.57	2.53	2.51	2.49	2.45	2.41
3.53	3.43	3.33	3.23	3.16	3.12	3.06	3.03	3.00	2.94	2.89
4.54	4.40	4.25	4.10	4.01	3.94	3.86	3.81	3.78	3.69	3.61
7.92	7.63	7.32	7.01	6.81	6.68	6.52	6.42	6.35	6.18	6.02
2.19	2.15	2.10	2.06	2.03	2.01	1.99	1.97	1.96	1.93	1.91
2.75	2.69	2.62	2.54	2.50	2.47	2.43	2.40	2.38	2.34	2.30
3.37	3.28	3.18	3.07	3.01	2.96	2.91	2.87	2.85	2.79	2.73
4.30	4.16	4.01	3.86	3.76	3.70	3.62	3.57	3.54	3.45	3.37
7.29	7.00	6.71	6.40	6.22	6.09	5.93	5.83	5.76	5.59	5.44
2.14	2.10	2.05	2.01	1.98	1.96	1.93	1.92	1.90	1.88	1.85
2.67	2.60	2.53	2.46	2.41	2.38	2.34	2.31	2.30	2.25	2.21
3.25	3.15	3.05	2.95	2.88	2.84	2.78	2.74	2.72	2.66	2.60
4.10	3.96	3.82	3.66	3.57	3.51	3.43	3.38	3.34	3.25	3.18
6.80	6.52	6.23	5.93	5.75	5.63	5.47	5.37	5.30	5.14	4.99
2.10	2.05	2.01	1.96	1.93	1.91	1.89	1.87	1.86	1.83	1.80
2.60	2.53	2.46	2.39	2.34	2.31	2.27	2.24	2.22	2.18	2.14
3.15	3.05	2.95	2.84	2.78	2.73	2.67	2.64	2.61	2.55	2.50
3.94	3.80	3.66	3.51	3.41	3.35	3.27	3.22	3.18	3.09	3.02
6.40	6.13	5.85	5.56	5.38	5.25	5.10	5.00	4.94	4.77	4.62
2.06	2.02	1.97	1.92	1.89	1.87	1.85	1.83	1.82	1.79	1.76
2.54	2.48	2.40	2.33	2.28	2.25	2.20	2.18	2.16	2.11	2.07
3.06	2.96	2.86	2.76	2.69	2.64	2.59	2.55	2.52	2.46	2.40
3.80	3.67	3.52	3.37	3.28	3.21	3.13	3.08	3.05	2.96	2.88
6.08	5.81	5.54	5.25	5.07	4.95	4.80	4.70	4.64	4.47	4.33
2.03	1.99	1.94	1.89	1.86	1.84	1.81	1.79	1.78	1.75	1.72
2.49	2.42	2.35	2.28	2.23	2.19	2.15	2.12	2.11	2.06	2.02
2.99	2.89	2.79	2.68	2.61	2.57	2.51	2.47	2.45	2.38	2.32
3.69	3.55	3.41	3.26	3.16	3.10	3.02	2.97	2.93	2.84	2.76
5.81	5.55	5.27	4.99	4.82	4.70	4.54	4.45	4.39	4.23	4.08
2.00	1.96	1.91	1.86	1.83	1.81	1.78	1.76	1.75	1.72	1.69
2.45	2.38	2.31	2.23	2.18	2.15	2.10	2.08	2.06	2.01	1.97
2.92	2.82	2.72	2.62	2.55	2.50	2.44	2.41	2.38	2.32	2.26
3.59	3.46	3.31	3.16	3.07	3.00	2.92	2.87	2.83	2.75	2.66
5.58	5.32	5.05	4.78	4.60	4.48	4.33	4.24	4.18	4.02	3.87

(Continued)

**TABLE E**  
*F* critical values (continued)

		Degrees of freedom in the numerator									
		1	2	3	4	5	6	7	8	9	
Degrees of freedom in the denominator	<i>p</i>										
	18	.100	3.01	2.62	2.42	2.29	2.20	2.13	2.08	2.04	2.00
		.050	4.41	3.55	3.16	2.93	2.77	2.66	2.58	2.51	2.46
		.025	5.98	4.56	3.95	3.61	3.38	3.22	3.10	3.01	2.93
		.010	8.29	6.01	5.09	4.58	4.25	4.01	3.84	3.71	3.60
		.001	15.38	10.39	8.49	7.46	6.81	6.35	6.02	5.76	5.56
	19	.100	2.99	2.61	2.40	2.27	2.18	2.11	2.06	2.02	1.98
		.050	4.38	3.52	3.13	2.90	2.74	2.63	2.54	2.48	2.42
		.025	5.92	4.51	3.90	3.56	3.33	3.17	3.05	2.96	2.88
		.010	8.18	5.93	5.01	4.50	4.17	3.94	3.77	3.63	3.52
		.001	15.08	10.16	8.28	7.27	6.62	6.18	5.85	5.59	5.39
	20	.100	2.97	2.59	2.38	2.25	2.16	2.09	2.04	2.00	1.96
		.050	4.35	3.49	3.10	2.87	2.71	2.60	2.51	2.45	2.39
		.025	5.87	4.46	3.86	3.51	3.29	3.13	3.01	2.91	2.84
		.010	8.10	5.85	4.94	4.43	4.10	3.87	3.70	3.56	3.46
		.001	14.82	9.95	8.10	7.10	6.46	6.02	5.69	5.44	5.24
	21	.100	2.96	2.57	2.36	2.23	2.14	2.08	2.02	1.98	1.95
		.050	4.32	3.47	3.07	2.84	2.68	2.57	2.49	2.42	2.37
		.025	5.83	4.42	3.82	3.48	3.25	3.09	2.97	2.87	2.80
		.010	8.02	5.78	4.87	4.37	4.04	3.81	3.64	3.51	3.40
		.001	14.59	9.77	7.94	6.95	6.32	5.88	5.56	5.31	5.11
	22	.100	2.95	2.56	2.35	2.22	2.13	2.06	2.01	1.97	1.93
.050		4.30	3.44	3.05	2.82	2.66	2.55	2.46	2.40	2.34	
.025		5.79	4.38	3.78	3.44	3.22	3.05	2.93	2.84	2.76	
.010		7.95	5.72	4.82	4.31	3.99	3.76	3.59	3.45	3.35	
.001		14.38	9.61	7.80	6.81	6.19	5.76	5.44	5.19	4.99	
23	.100	2.94	2.55	2.34	2.21	2.11	2.05	1.99	1.95	1.92	
	.050	4.28	3.42	3.03	2.80	2.64	2.53	2.44	2.37	2.32	
	.025	5.75	4.35	3.75	3.41	3.18	3.02	2.90	2.81	2.73	
	.010	7.88	5.66	4.76	4.26	3.94	3.71	3.54	3.41	3.30	
	.001	14.20	9.47	7.67	6.70	6.08	5.65	5.33	5.09	4.89	
24	.100	2.93	2.54	2.33	2.19	2.10	2.04	1.98	1.94	1.91	
	.050	4.26	3.40	3.01	2.78	2.62	2.51	2.42	2.36	2.30	
	.025	5.72	4.32	3.72	3.38	3.15	2.99	2.87	2.78	2.70	
	.010	7.82	5.61	4.72	4.22	3.90	3.67	3.50	3.36	3.26	
	.001	14.03	9.34	7.55	6.59	5.98	5.55	5.23	4.99	4.80	
25	.100	2.92	2.53	2.32	2.18	2.09	2.02	1.97	1.93	1.89	
	.050	4.24	3.39	2.99	2.76	2.60	2.49	2.40	2.34	2.28	
	.025	5.69	4.29	3.69	3.35	3.13	2.97	2.85	2.75	2.68	
	.010	7.77	5.57	4.68	4.18	3.85	3.63	3.46	3.32	3.22	
	.001	13.88	9.22	7.45	6.49	5.89	5.46	5.15	4.91	4.71	
26	.100	2.91	2.52	2.31	2.17	2.08	2.01	1.96	1.92	1.88	
	.050	4.23	3.37	2.98	2.74	2.59	2.47	2.39	2.32	2.27	
	.025	5.66	4.27	3.67	3.33	3.10	2.94	2.82	2.73	2.65	
	.010	7.72	5.53	4.64	4.14	3.82	3.59	3.42	3.29	3.18	
	.001	13.74	9.12	7.36	6.41	5.80	5.38	5.07	4.83	4.64	
27	.100	2.90	2.51	2.30	2.17	2.07	2.00	1.95	1.91	1.87	
	.050	4.21	3.35	2.96	2.73	2.57	2.46	2.37	2.31	2.25	
	.025	5.63	4.24	3.65	3.31	3.08	2.92	2.80	2.71	2.63	
	.010	7.68	5.49	4.60	4.11	3.78	3.56	3.39	3.26	3.15	
	.001	13.61	9.02	7.27	6.33	5.73	5.31	5.00	4.76	4.57	

TABLE E										
F critical values (continued)										
Degrees of freedom in the numerator										
10	12	15	20	25	30	40	50	60	120	1000
1.98	1.93	1.89	1.84	1.80	1.78	1.75	1.74	1.72	1.69	1.66
2.41	2.34	2.27	2.19	2.14	2.11	2.06	2.04	2.02	1.97	1.92
2.87	2.77	2.67	2.56	2.49	2.44	2.38	2.35	2.32	2.26	2.20
3.51	3.37	3.23	3.08	2.98	2.92	2.84	2.78	2.75	2.66	2.58
5.39	5.13	4.87	4.59	4.42	4.30	4.15	4.06	4.00	3.84	3.69
1.96	1.91	1.86	1.81	1.78	1.76	1.73	1.71	1.70	1.67	1.64
2.38	2.31	2.23	2.16	2.11	2.07	2.03	2.00	1.98	1.93	1.88
2.82	2.72	2.62	2.51	2.44	2.39	2.33	2.30	2.27	2.20	2.14
3.43	3.30	3.15	3.00	2.91	2.84	2.76	2.71	2.67	2.58	2.50
5.22	4.97	4.70	4.43	4.26	4.14	3.99	3.90	3.84	3.68	3.53
1.94	1.89	1.84	1.79	1.76	1.74	1.71	1.69	1.68	1.64	1.61
2.35	2.28	2.20	2.12	2.07	2.04	1.99	1.97	1.95	1.90	1.85
2.77	2.68	2.57	2.46	2.40	2.35	2.29	2.25	2.22	2.16	2.09
3.37	3.23	3.09	2.94	2.84	2.78	2.69	2.64	2.61	2.52	2.43
5.08	4.82	4.56	4.29	4.12	4.00	3.86	3.77	3.70	3.54	3.40
1.92	1.87	1.83	1.78	1.74	1.72	1.69	1.67	1.66	1.62	1.59
2.32	2.25	2.18	2.10	2.05	2.01	1.96	1.94	1.92	1.87	1.82
2.73	2.64	2.53	2.42	2.36	2.31	2.25	2.21	2.18	2.11	2.05
3.31	3.17	3.03	2.88	2.79	2.72	2.64	2.58	2.55	2.46	2.37
4.95	4.70	4.44	4.17	4.00	3.88	3.74	3.64	3.58	3.42	3.28
1.90	1.86	1.81	1.76	1.73	1.70	1.67	1.65	1.64	1.60	1.57
2.30	2.23	2.15	2.07	2.02	1.98	1.94	1.91	1.89	1.84	1.79
2.70	2.60	2.50	2.39	2.32	2.27	2.21	2.17	2.14	2.08	2.01
3.26	3.12	2.98	2.83	2.73	2.67	2.58	2.53	2.50	2.40	2.32
4.83	4.58	4.33	4.06	3.89	3.78	3.63	3.54	3.48	3.32	3.17
1.89	1.84	1.80	1.74	1.71	1.69	1.66	1.64	1.62	1.59	1.55
2.27	2.20	2.13	2.05	2.00	1.96	1.91	1.88	1.86	1.81	1.76
2.67	2.57	2.47	2.36	2.29	2.24	2.18	2.14	2.11	2.04	1.98
3.21	3.07	2.93	2.78	2.69	2.62	2.54	2.48	2.45	2.35	2.27
4.73	4.48	4.23	3.96	3.79	3.68	3.53	3.44	3.38	3.22	3.08
1.88	1.83	1.78	1.73	1.70	1.67	1.64	1.62	1.61	1.57	1.54
2.25	2.18	2.11	2.03	1.97	1.94	1.89	1.86	1.84	1.79	1.74
2.64	2.54	2.44	2.33	2.26	2.21	2.15	2.11	2.08	2.01	1.94
3.17	3.03	2.89	2.74	2.64	2.58	2.49	2.44	2.40	2.31	2.22
4.64	4.39	4.14	3.87	3.71	3.59	3.45	3.36	3.29	3.14	2.99
1.87	1.82	1.77	1.72	1.68	1.66	1.63	1.61	1.59	1.56	1.52
2.24	2.16	2.09	2.01	1.96	1.92	1.87	1.84	1.82	1.77	1.72
2.61	2.51	2.41	2.30	2.23	2.18	2.12	2.08	2.05	1.98	1.91
3.13	2.99	2.85	2.70	2.60	2.54	2.45	2.40	2.36	2.27	2.18
4.56	4.31	4.06	3.79	3.63	3.52	3.37	3.28	3.22	3.06	2.91
1.86	1.81	1.76	1.71	1.67	1.65	1.61	1.59	1.58	1.54	1.51
2.22	2.15	2.07	1.99	1.94	1.90	1.85	1.82	1.80	1.75	1.70
2.59	2.49	2.39	2.28	2.21	2.16	2.09	2.05	2.03	1.95	1.89
3.09	2.96	2.81	2.66	2.57	2.50	2.42	2.36	2.33	2.23	2.14
4.48	4.24	3.99	3.72	3.56	3.44	3.30	3.21	3.15	2.99	2.84
1.85	1.80	1.75	1.70	1.66	1.64	1.60	1.58	1.57	1.53	1.50
2.20	2.13	2.06	1.97	1.92	1.88	1.84	1.81	1.79	1.73	1.68
2.57	2.47	2.36	2.25	2.18	2.13	2.07	2.03	2.00	1.93	1.86
3.06	2.93	2.78	2.63	2.54	2.47	2.38	2.33	2.29	2.20	2.11
4.41	4.17	3.92	3.66	3.49	3.38	3.23	3.14	3.08	2.92	2.78

(Continued)

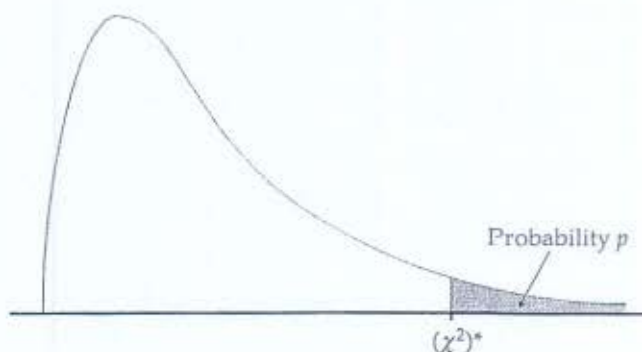
**TABLE E**  
*F* critical values (continued)

		<i>p</i>	Degrees of freedom in the numerator								
			1	2	3	4	5	6	7	8	9
Degrees of freedom in the denominator	28	.100	2.89	2.50	2.29	2.16	2.06	2.00	1.94	1.90	1.87
		.050	4.20	3.34	2.95	2.71	2.56	2.45	2.36	2.29	2.24
		.025	5.61	4.22	3.63	3.29	3.06	2.90	2.78	2.69	2.61
		.010	7.64	5.45	4.57	4.07	3.75	3.53	3.36	3.23	3.12
		.001	13.50	8.93	7.19	6.25	5.66	5.24	4.93	4.69	4.50
	29	.100	2.89	2.50	2.28	2.15	2.06	1.99	1.93	1.89	1.86
		.050	4.18	3.33	2.93	2.70	2.55	2.43	2.35	2.28	2.22
		.025	5.59	4.20	3.61	3.27	3.04	2.88	2.76	2.67	2.59
		.010	7.60	5.42	4.54	4.04	3.73	3.50	3.33	3.20	3.09
		.001	13.39	8.85	7.12	6.19	5.59	5.18	4.87	4.64	4.45
	30	.100	2.88	2.49	2.28	2.14	2.05	1.98	1.93	1.88	1.85
		.050	4.17	3.32	2.92	2.69	2.53	2.42	2.33	2.27	2.21
		.025	5.57	4.18	3.59	3.25	3.03	2.87	2.75	2.65	2.57
		.010	7.56	5.39	4.51	4.02	3.70	3.47	3.30	3.17	3.07
		.001	13.29	8.77	7.05	6.12	5.53	5.12	4.82	4.58	4.39
	40	.100	2.84	2.44	2.23	2.09	2.00	1.93	1.87	1.83	1.79
		.050	4.08	3.23	2.84	2.61	2.45	2.34	2.25	2.18	2.12
		.025	5.42	4.05	3.46	3.13	2.90	2.74	2.62	2.53	2.45
		.010	7.31	5.18	4.31	3.83	3.51	3.29	3.12	2.99	2.89
		.001	12.61	8.25	6.59	5.70	5.13	4.73	4.44	4.21	4.02
	50	.100	2.81	2.41	2.20	2.06	1.97	1.90	1.84	1.80	1.76
		.050	4.03	3.18	2.79	2.56	2.40	2.29	2.20	2.13	2.07
		.025	5.34	3.97	3.39	3.05	2.83	2.67	2.55	2.46	2.38
		.010	7.17	5.06	4.20	3.72	3.41	3.19	3.02	2.89	2.78
		.001	12.22	7.96	6.34	5.46	4.90	4.51	4.22	4.00	3.82
	60	.100	2.79	2.39	2.18	2.04	1.95	1.87	1.82	1.77	1.74
		.050	4.00	3.15	2.76	2.53	2.37	2.25	2.17	2.10	2.04
		.025	5.29	3.93	3.34	3.01	2.79	2.63	2.51	2.41	2.33
		.010	7.08	4.98	4.13	3.65	3.34	3.12	2.95	2.82	2.72
		.001	11.97	7.77	6.17	5.31	4.76	4.37	4.09	3.86	3.69
	100	.100	2.76	2.36	2.14	2.00	1.91	1.83	1.78	1.73	1.69
		.050	3.94	3.09	2.70	2.46	2.31	2.19	2.10	2.03	1.97
		.025	5.18	3.83	3.25	2.92	2.70	2.54	2.42	2.32	2.24
		.010	6.90	4.82	3.98	3.51	3.21	2.99	2.82	2.69	2.59
		.001	11.50	7.41	5.86	5.02	4.48	4.11	3.83	3.61	3.44
	200	.100	2.73	2.33	2.11	1.97	1.88	1.80	1.75	1.70	1.66
		.050	3.89	3.04	2.65	2.42	2.26	2.14	2.06	1.98	1.93
		.025	5.10	3.76	3.18	2.85	2.63	2.47	2.35	2.26	2.18
		.010	6.76	4.71	3.88	3.41	3.11	2.89	2.73	2.60	2.50
		.001	11.15	7.15	5.63	4.81	4.29	3.92	3.65	3.43	3.26
1000	.100	2.71	2.31	2.09	1.95	1.85	1.78	1.72	1.68	1.64	
	.050	3.85	3.00	2.61	2.38	2.22	2.11	2.02	1.95	1.89	
	.025	5.04	3.70	3.13	2.80	2.58	2.42	2.30	2.20	2.13	
	.010	6.66	4.63	3.80	3.34	3.04	2.82	2.66	2.53	2.43	
	.001	10.89	6.96	5.46	4.65	4.14	3.78	3.51	3.30	3.13	

**TABLE E**  
*F* critical values (continued)

Degrees of freedom in the numerator										
10	12	15	20	25	30	40	50	60	120	1000
1.84	1.79	1.74	1.69	1.65	1.63	1.59	1.57	1.56	1.52	1.48
2.19	2.12	2.04	1.96	1.91	1.87	1.82	1.79	1.77	1.71	1.66
2.55	2.45	2.34	2.23	2.16	2.11	2.05	2.01	1.98	1.91	1.84
3.03	2.90	2.75	2.60	2.51	2.44	2.35	2.30	2.26	2.17	2.08
4.35	4.11	3.86	3.60	3.43	3.32	3.18	3.09	3.02	2.86	2.72
1.83	1.78	1.73	1.68	1.64	1.62	1.58	1.56	1.55	1.51	1.47
2.18	2.10	2.03	1.94	1.89	1.85	1.81	1.77	1.75	1.70	1.65
2.53	2.43	2.32	2.21	2.14	2.09	2.03	1.99	1.96	1.89	1.82
3.00	2.87	2.73	2.57	2.48	2.41	2.33	2.27	2.23	2.14	2.05
4.29	4.05	3.80	3.54	3.38	3.27	3.12	3.03	2.97	2.81	2.66
1.82	1.77	1.72	1.67	1.63	1.61	1.57	1.55	1.54	1.50	1.46
2.16	2.09	2.01	1.93	1.88	1.84	1.79	1.76	1.74	1.68	1.63
2.51	2.41	2.31	2.20	2.12	2.07	2.01	1.97	1.94	1.87	1.80
2.98	2.84	2.70	2.55	2.45	2.39	2.30	2.25	2.21	2.11	2.02
4.24	4.00	3.75	3.49	3.33	3.22	3.07	2.98	2.92	2.76	2.61
1.76	1.71	1.66	1.61	1.57	1.54	1.51	1.48	1.47	1.42	1.38
2.08	2.00	1.92	1.84	1.78	1.74	1.69	1.66	1.64	1.58	1.52
2.39	2.29	2.18	2.07	1.99	1.94	1.88	1.83	1.80	1.72	1.65
2.80	2.66	2.52	2.37	2.27	2.20	2.11	2.06	2.02	1.92	1.82
3.87	3.64	3.40	3.14	2.98	2.87	2.73	2.64	2.57	2.41	2.25
1.73	1.68	1.63	1.57	1.53	1.50	1.46	1.44	1.42	1.38	1.33
2.03	1.95	1.87	1.78	1.73	1.69	1.63	1.60	1.58	1.51	1.45
2.32	2.22	2.11	1.99	1.92	1.87	1.80	1.75	1.72	1.64	1.56
2.70	2.56	2.42	2.27	2.17	2.10	2.01	1.95	1.91	1.80	1.70
3.67	3.44	3.20	2.95	2.79	2.68	2.53	2.44	2.38	2.21	2.05
1.71	1.66	1.60	1.54	1.50	1.48	1.44	1.41	1.40	1.35	1.30
1.99	1.92	1.84	1.75	1.69	1.65	1.59	1.56	1.53	1.47	1.40
2.27	2.17	2.06	1.94	1.87	1.82	1.74	1.70	1.67	1.58	1.49
2.63	2.50	2.35	2.20	2.10	2.03	1.94	1.88	1.84	1.73	1.62
3.54	3.32	3.08	2.83	2.67	2.55	2.41	2.32	2.25	2.08	1.92
1.66	1.61	1.56	1.49	1.45	1.42	1.38	1.35	1.34	1.28	1.22
1.93	1.85	1.77	1.68	1.62	1.57	1.52	1.48	1.45	1.38	1.30
2.18	2.08	1.97	1.85	1.77	1.71	1.64	1.59	1.56	1.46	1.36
2.50	2.37	2.22	2.07	1.97	1.89	1.80	1.74	1.69	1.57	1.45
3.30	3.07	2.84	2.59	2.43	2.32	2.17	2.08	2.01	1.83	1.64
1.63	1.58	1.52	1.46	1.41	1.38	1.34	1.31	1.29	1.23	1.16
1.88	1.80	1.72	1.62	1.56	1.52	1.46	1.41	1.39	1.30	1.21
2.11	2.01	1.90	1.78	1.70	1.64	1.56	1.51	1.47	1.37	1.25
2.41	2.27	2.13	1.97	1.87	1.79	1.69	1.63	1.58	1.45	1.30
3.12	2.90	2.67	2.42	2.26	2.15	2.00	1.90	1.83	1.64	1.43
1.61	1.55	1.49	1.43	1.38	1.35	1.30	1.27	1.25	1.18	1.08
1.84	1.76	1.68	1.58	1.52	1.47	1.41	1.36	1.33	1.24	1.11
2.06	1.96	1.85	1.72	1.64	1.58	1.50	1.45	1.41	1.29	1.13
2.34	2.20	2.06	1.90	1.79	1.72	1.61	1.54	1.50	1.35	1.16
2.99	2.77	2.54	2.30	2.14	2.02	1.87	1.77	1.69	1.49	1.22

Table entry for  $p$  is the critical value  $(\chi^2)^*$  with probability  $p$  lying to its right.



**TABLE F**

$\chi^2$  distribution critical values

df	Tail probability $p$											
	.25	.20	.15	.10	.05	.025	.02	.01	.005	.0025	.001	.0005
1	1.32	1.64	2.07	2.71	3.84	5.02	5.41	6.63	7.88	9.14	10.83	12.12
2	2.77	3.22	3.79	4.61	5.99	7.38	7.82	9.21	10.60	11.98	13.82	15.20
3	4.11	4.64	5.32	6.25	7.81	9.35	9.84	11.34	12.84	14.32	16.27	17.73
4	5.39	5.99	6.74	7.78	9.49	11.14	11.67	13.28	14.86	16.42	18.47	20.00
5	6.63	7.29	8.12	9.24	11.07	12.83	13.39	15.09	16.75	18.39	20.51	22.11
6	7.84	8.56	9.45	10.64	12.59	14.45	15.03	16.81	18.55	20.25	22.46	24.10
7	9.04	9.80	10.75	12.02	14.07	16.01	16.62	18.48	20.28	22.04	24.32	26.02
8	10.22	11.03	12.03	13.36	15.51	17.53	18.17	20.09	21.95	23.77	26.12	27.87
9	11.39	12.24	13.29	14.68	16.92	19.02	19.68	21.67	23.59	25.46	27.88	29.67
10	12.55	13.44	14.53	15.99	18.31	20.48	21.16	23.21	25.19	27.11	29.59	31.42
11	13.70	14.63	15.77	17.28	19.68	21.92	22.62	24.72	26.76	28.73	31.26	33.14
12	14.85	15.81	16.99	18.55	21.03	23.34	24.05	26.22	28.30	30.32	32.91	34.82
13	15.98	16.98	18.20	19.81	22.36	24.74	25.47	27.69	29.82	31.88	34.53	36.48
14	17.12	18.15	19.41	21.06	23.68	26.12	26.87	29.14	31.32	33.43	36.12	38.11
15	18.25	19.31	20.60	22.31	25.00	27.49	28.26	30.58	32.80	34.95	37.70	39.72
16	19.37	20.47	21.79	23.54	26.30	28.85	29.63	32.00	34.27	36.46	39.25	41.31
17	20.49	21.61	22.98	24.77	27.59	30.19	31.00	33.41	35.72	37.95	40.79	42.88
18	21.60	22.76	24.16	25.99	28.87	31.53	32.35	34.81	37.16	39.42	42.31	44.43
19	22.72	23.90	25.33	27.20	30.14	32.85	33.69	36.19	38.58	40.88	43.82	45.97
20	23.83	25.04	26.50	28.41	31.41	34.17	35.02	37.57	40.00	42.34	45.31	47.50
21	24.93	26.17	27.66	29.62	32.67	35.48	36.34	38.93	41.40	43.78	46.80	49.01
22	26.04	27.30	28.82	30.81	33.92	36.78	37.66	40.29	42.80	45.20	48.27	50.51
23	27.14	28.43	29.98	32.01	35.17	38.08	38.97	41.64	44.18	46.62	49.73	52.00
24	28.24	29.55	31.13	33.20	36.42	39.36	40.27	42.98	45.56	48.03	51.18	53.48
25	29.34	30.68	32.28	34.38	37.65	40.65	41.57	44.31	46.93	49.44	52.62	54.95
26	30.43	31.79	33.43	35.56	38.89	41.92	42.86	45.64	48.29	50.83	54.05	56.41
27	31.53	32.91	34.57	36.74	40.11	43.19	44.14	46.96	49.64	52.22	55.48	57.86
28	32.62	34.03	35.71	37.92	41.34	44.46	45.42	48.28	50.99	53.59	56.89	59.30
29	33.71	35.14	36.85	39.09	42.56	45.72	46.69	49.59	52.34	54.97	58.30	60.73
30	34.80	36.25	37.99	40.26	43.77	46.98	47.96	50.89	53.67	56.33	59.70	62.16
40	45.62	47.27	49.24	51.81	55.76	59.34	60.44	63.69	66.77	69.70	73.40	76.09
50	56.33	58.16	60.35	63.17	67.50	71.42	72.61	76.15	79.49	82.66	86.66	89.56
60	66.98	68.97	71.34	74.40	79.08	83.30	84.58	88.38	91.95	95.34	99.61	102.7
80	88.13	90.41	93.11	96.58	101.9	106.6	108.1	112.3	116.3	120.1	124.8	128.3
100	109.1	111.7	114.7	118.5	124.3	129.6	131.1	135.8	140.2	144.3	149.4	153.2